

















Single Row Micro Strip

LONG THRU HOLE TAIL (TYPE CC) ORDERING GUIDE

SERIES	# OF CONTACTS	TERMINATION TYPE	COMMON OPTIONS
PS1 PIN CONNECTOR Standard: .075" thick	02 - 48	CC	G GUIDE POST/HOLE GS MULTIPLE GUIDE POSTS/HOLES  
PS2 PIN CONNECTOR .100" thick			LE LATCH (END MOUNT) LES MULTIPLE LATCHES (END MOUNT)  
SSB SOCKET CONNECTOR			LT LATCH (TOP MOUNT) LTS MULTIPLE LATCHES (TOP MOUNT)  
EXAMPLES:			M MOUNTING HOLE  
 PS1-06-CC-M	 SSB-24-CC-LT		HT HIGH TEMP  
 SSB-24-CC-LE	 SSB-17-CC-M-GS		RoHS RoHS COMPLIANT 