
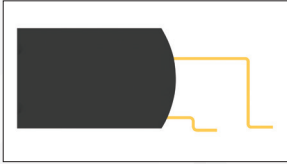








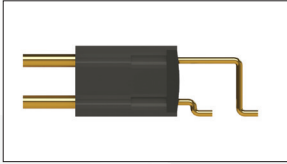






# Dual Row Micro Strip

## HORIZONTAL SMT (TYPE AA) ORDERING GUIDE

SERIES	# OF CONTACTS	TERMINATION TYPE	COMMON OPTIONS
<b>DRP</b> PIN CONNECTOR 	02 - 64	AA 	<b>G</b> GUIDE POST/HOLE <b>GS</b> MULTIPLE GUIDE POSTS/HOLES  <b>LE</b> LATCH (END MOUNT) <b>LES</b> MULTIPLE LATCHES (END MOUNT)  <b>LT</b> LATCH (TOP MOUNT) <b>LTS</b> MULTIPLE LATCHES (TOP MOUNT)  <b>M</b> MOUNTING HOLE  <b>CSR</b> CENTER SCREW RECEPTACLE - PIN SIDE <b>ESR</b> END SCREW RECEPTACLE - PIN SIDE  <b>CRS</b> CENTER RETAINING SCREW - SOCKET SIDE <b>ERS</b> END RETAINING SCREW - SOCKET SIDE  <b>CJP</b> CENTER JACK POST - PIN SIDE <b>EJP</b> END JACK POST - PIN SIDE  <b>HT</b> HIGH TEMP
<b>DRS</b> SOCKET CONNECTOR 			
EXAMPLES:  	DRP-44-AA	DRS-43-AA-LT	
 	DRS-43-AA-LE	DRS-32-AA-M	

**RoHS**  
RoHS COMPLIANT

