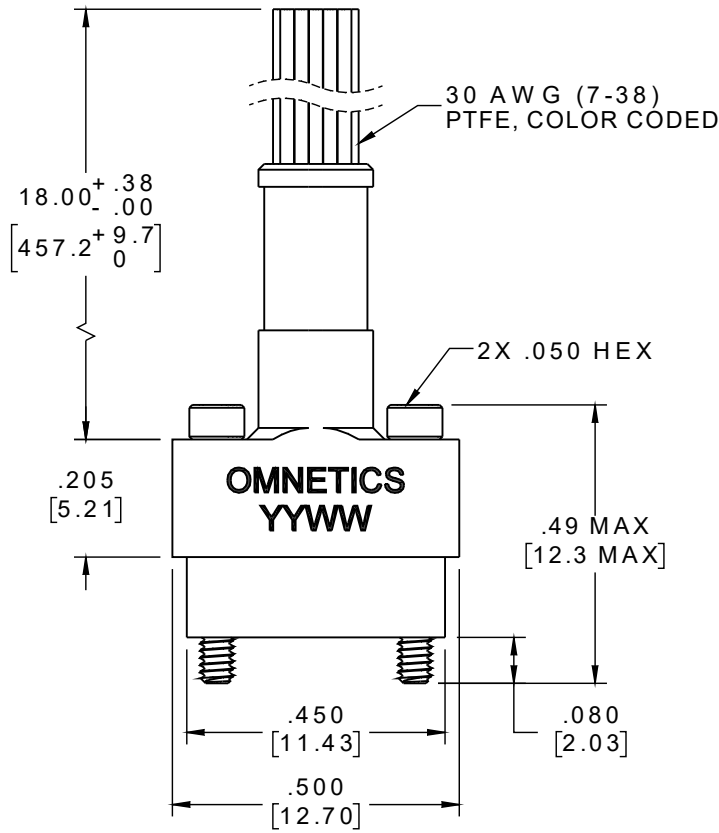



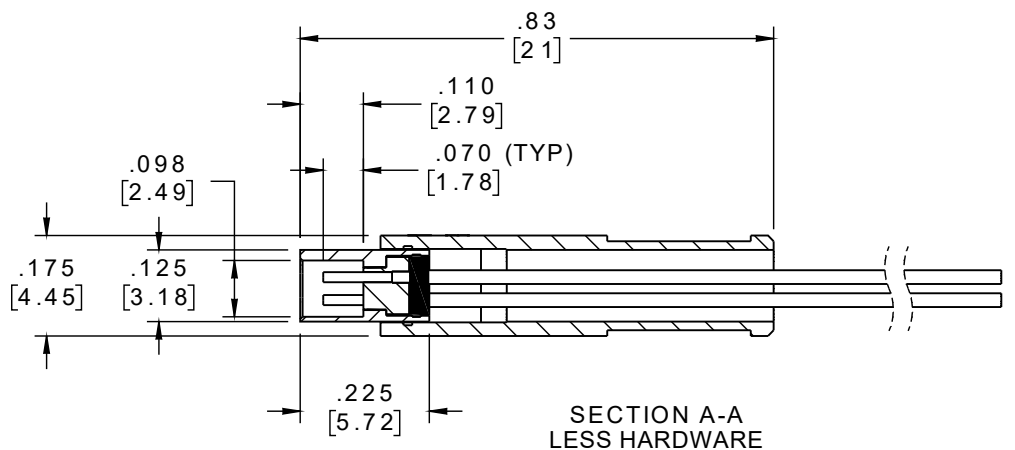
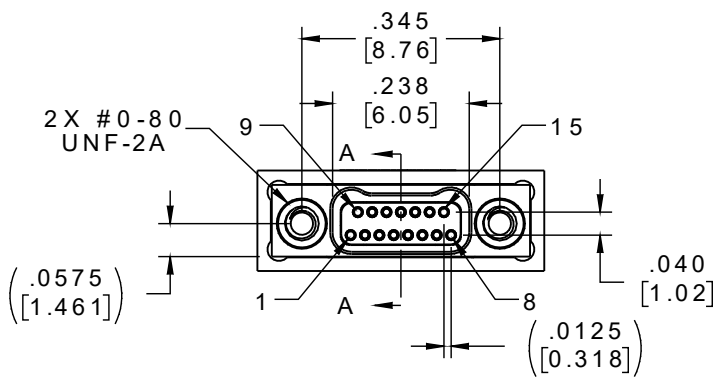
PART NO.	A29111-115	REV	ECO	DATE	APP
		A	104308	03-07-18	HV



SOCKET #	COLOR
1, 11	BLACK
2, 12	BROWN
3, 13	RED
4, 14	ORANGE
5, 15	YELLOW
6	GREEN
7	BLUE
8	VIOLET
9	GRAY
10	WHITE



INTERNAL USE ONLY
USE MFG LOADING
PROCEDURE A29000-115



NOTE:
DIMENSIONS IN [] ARE IN MILLIMETERS UNLESS OTHERWISE NOTED AND ARE FOR REFERENCE ONLY

MNSW S/DW	THIRD ANGLE	THIS DRAWING CONTAINS CONFIDENTIAL AND PROPRIETARY INFORMATION WHICH IS THE PROPERTY OF OMNETICS CONNECTOR CORP. THIS DOCUMENT MAY NOT, IN WHOLE OR IN PART, BE DUPLICATED, OR DISCLOSED FOR ANY PURPOSE, WITHOUT WRITTEN PERMISSION FROM OMNETICS CONNECTOR CORP.		OMNETICS CONNECTOR CORPORATION 7260 COMMERCE CIRCLE EAST MINNEAPOLIS, MN 55432 WWW.OMNETICS.COM	CAGE CODE 61873		
	-TOLERANCES- UNLESS OTHERWISE NOTED DIMENSIONS IN INCHES	DFTM. HV	DATE 03-06-18		TITLE:	DWG NO. A29111-115	
	2 PL DEC ± .01	CHK'D.	DATE		(15) SOCKET FEMALE Bi-Lobe® CONNECTOR W/BACKSHELL	SHEET 1 OF 2	
	3 PL DEC ± .005	APP'D.	DATE			REV	A
					SCALE: 3:1		