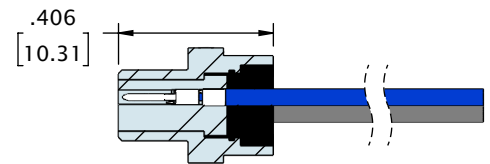
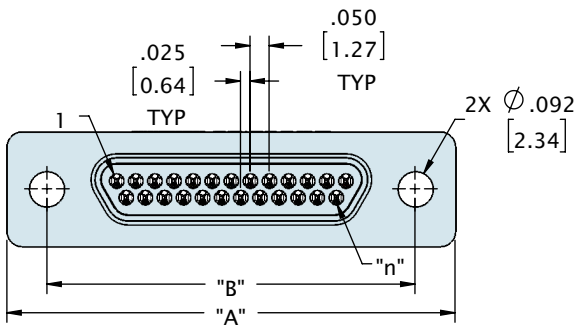
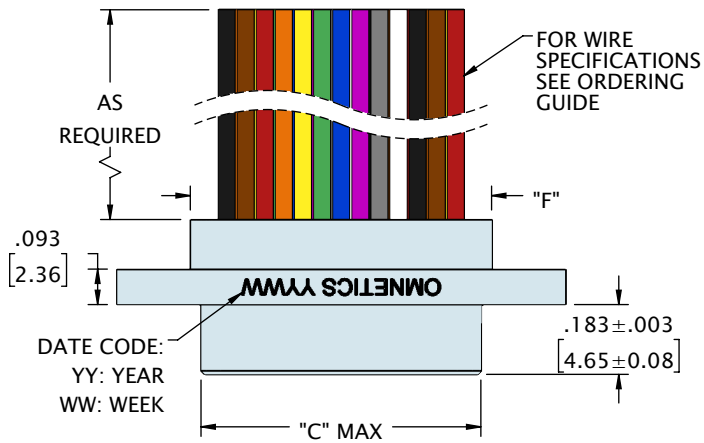

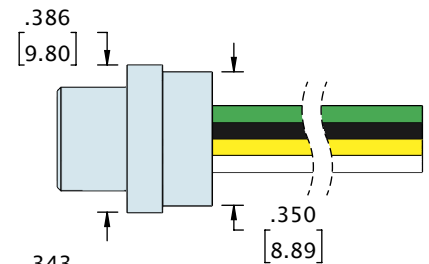


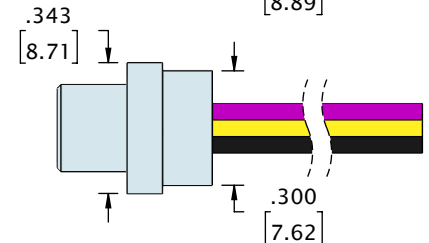
METAL SHELL MICRO-D DISCRETE LEADWIRE (TYPE WD)



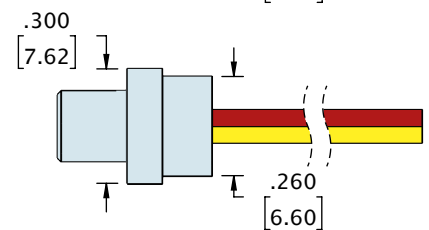
4 ROW CONNECTOR



3 ROW CONNECTOR



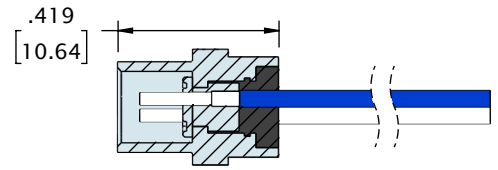
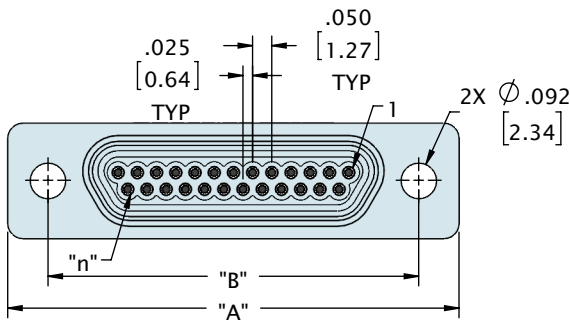
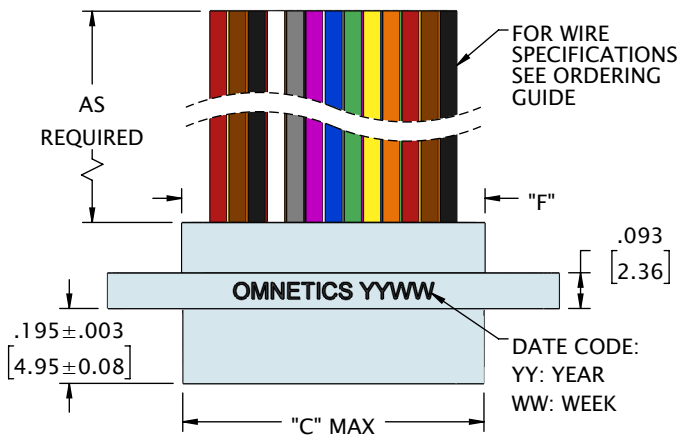


2 ROW CONNECTOR



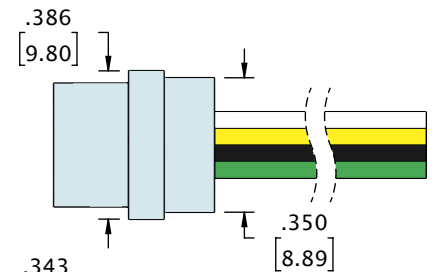
CONTACTS	ROWS	"A"	"B"	"C"	"F"
9	2	.775 [19.69]	.565 [14.35]	.334 [8.48]	.390 [9.91]
15	2	.925 [23.50]	.715 [18.16]	.484 [12.29]	.540 [13.72]
21	2	1.075 [27.31]	.865 [21.97]	.634 [16.10]	.690 [17.53]
25	2	1.175 [29.85]	.965 [24.51]	.734 [18.64]	.790 [20.07]
31	2	1.325 [33.66]	1.115 [28.32]	.884 [22.45]	.940 [23.88]
37	2	1.475 [37.47]	1.265 [32.13]	1.034 [26.26]	1.090 [27.69]
51	2	1.825 [46.36]	1.615 [41.02]	1.384 [35.15]	1.440 [36.58]
51	3	1.425 [36.20]	1.215 [30.86]	.984 [24.99]	1.040 [26.42]
69	3	1.725 [43.82]	1.515 [38.48]	1.284 [32.61]	1.340 [34.04]
100	4	2.160 [54.86]	1.800 [45.72]	1.384 [35.15]	1.432 [36.37]

DIMENSIONS IN [] ARE IN MILLIMETERS AND ARE FOR REFERENCE ONLY

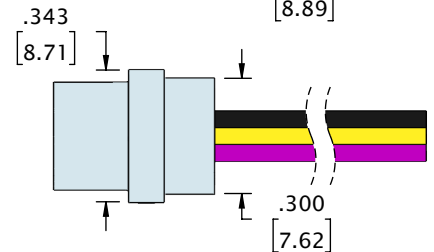
METAL SHELL MICRO-D DISCRETE LEADWIRE (TYPE WD)



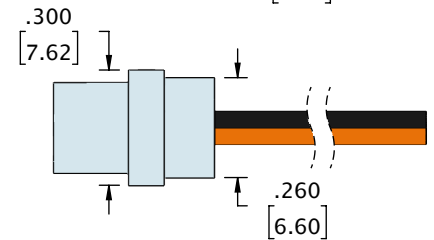
4 ROW CONNECTOR



3 ROW CONNECTOR



2 ROW CONNECTOR



CONTACTS	ROWS	"A"	"B"	"C"	"F"
9	2	.775 [19.69]	.565 [14.35]	.400 [10.17]	.390 [9.91]
15	2	.925 [23.50]	.715 [18.16]	.550 [13.98]	.540 [13.72]
21	2	1.075 [27.31]	.865 [21.97]	.700 [17.79]	.690 [17.53]
25	2	1.175 [29.85]	.965 [24.51]	.800 [20.33]	.790 [20.07]
31	2	1.325 [33.66]	1.115 [28.32]	.950 [24.14]	.940 [23.88]
37	2	1.475 [37.47]	1.265 [32.13]	1.100 [27.95]	1.090 [27.69]
51	2	1.825 [46.36]	1.615 [41.02]	1.450 [36.84]	1.440 [36.58]
51	3	1.425 [36.20]	1.215 [30.86]	1.050 [26.68]	1.040 [26.42]
69	3	1.725 [43.82]	1.515 [38.48]	1.350 [34.29]	1.340 [34.04]
100	4	2.160 [54.86]	1.800 [45.72]	1.450 [36.83]	1.432 [36.37]

DIMENSIONS IN [] ARE IN MILLIMETERS AND ARE FOR REFERENCE ONLY